
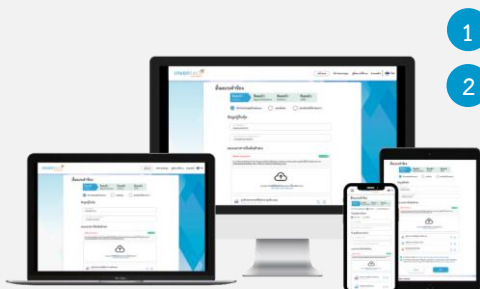


## Guidelines for Attending of Electronic Meeting

Shareholders and proxies, who wish to attend the electronic meeting, can proceed with the steps for submitting the request form for attending the electronic meeting as follows:

### Step for submitting a request form for attending the electronic meeting (e-Request)

1. The Shareholders must submit a request form for attending the electronic meeting via the web browser at <https://sent.inventech.co.th/PL820110R/#/homepage> or scan this QR Code  to access the system, and follow the steps as shown in the picture



- 1 Click link URL or scan QR Code from the AGM invitation letter.
- 2 Choose a request form and follow 4 steps below.
  - Step 1 Fill in shareholder' information.
  - Step 2 Fill in other information for verification.
  - Step 3 Verify via OTP.
  - Step 4 If transaction is completed, the system will display information again for final verification.
- 3 Please wait for an email to confirm and inform of meeting details and password.

**\*\* If you wish to merge multiple users into one account, please use the same email and phone number \*\***


2. The system for submitting a request form for attending the electronic meeting will be available from **21 April 2026 at 08:30 a.m.** onwards until the meeting is adjourned.
3. For the meeting system, the shareholders and proxies who wish to attend the meeting can access the registration system on **28 April 2026 from 12.00 p.m. (noon) onwards** (2 hours before commencing the meeting). The shareholders or proxies must use the provided username and password and follow the instruction manual to access the system.


### Appointment of Proxy to the Company's Directors


The shareholders who wish to appoint a Company's director to be your proxy holder, the shareholders must submit a request form for attending the electronic meeting and supporting documents, as well as follow the steps as specified. The shareholders may also deliver the proxy form and supporting documents to the Company by post to the following address, provided that the documents must be delivered to the Company within 23 April 2026.

- By e-mail: [company\\_secretary@pl.co.th](mailto:company_secretary@pl.co.th); or
- By post: Company Secretary, Phatra Leasing Public Company Limited  
252/6 Muangthai Phatra Complex 1, 29th Floor,  
Rachadaphisek Rd., Huaykwang, Bangkok 10320

### If you have any problems with the software, please contact Inventech Call Center

 02-460-9228

 @inventechconnect

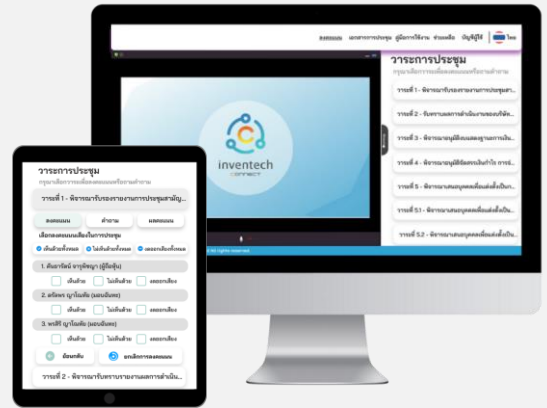
 The service will be available during 21-28 April 2026 at 08.30 a.m. – 05.30 p.m.  
**(only on working days, except holidays and public holidays)**



Report a problem  
@inventechconnect

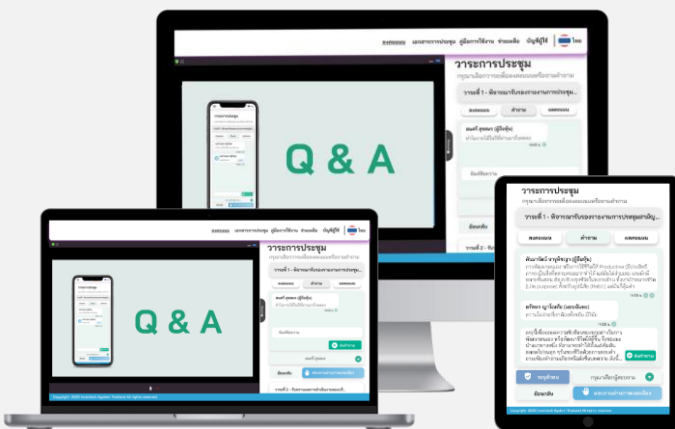
## Steps for registration for attending the meeting (e-Register) and voting process (e-Voting)

- 1 Fill out the username and password received from your email or request OTP.
- 2 Click “Register” button, the system will count votes as a quorum.
- 3 Click “Join Attendance”, then click on “Accept” button.
- 4 Select the agenda that you wish to vote.
- 5 Click “Vote” button.
- 6 Click a voting button as you wish.
- 7 The system will display status your latest vote.



To cancel the latest vote, please click “Cancel Latest Vote” button (this means that your most recent vote will be equal abstention, or your vote will be calculated with other votes in such agenda). The shareholders can change your vote in any agenda before the system closes for voting in such agenda.

## Steps to ask questions via Inventech Connect



- Select an agenda of the meeting.
  - Click “Question” button.
- 1 Ask a question
    - Type the question, then click “Send” button.
  - 2 Ask the question via video
    - Click on “Conference” button.
    - Click on “OK” button to confirm your queue.
    - Please wait for the queue, then you can open the microphone and camera.

## How to use Inventech Connect

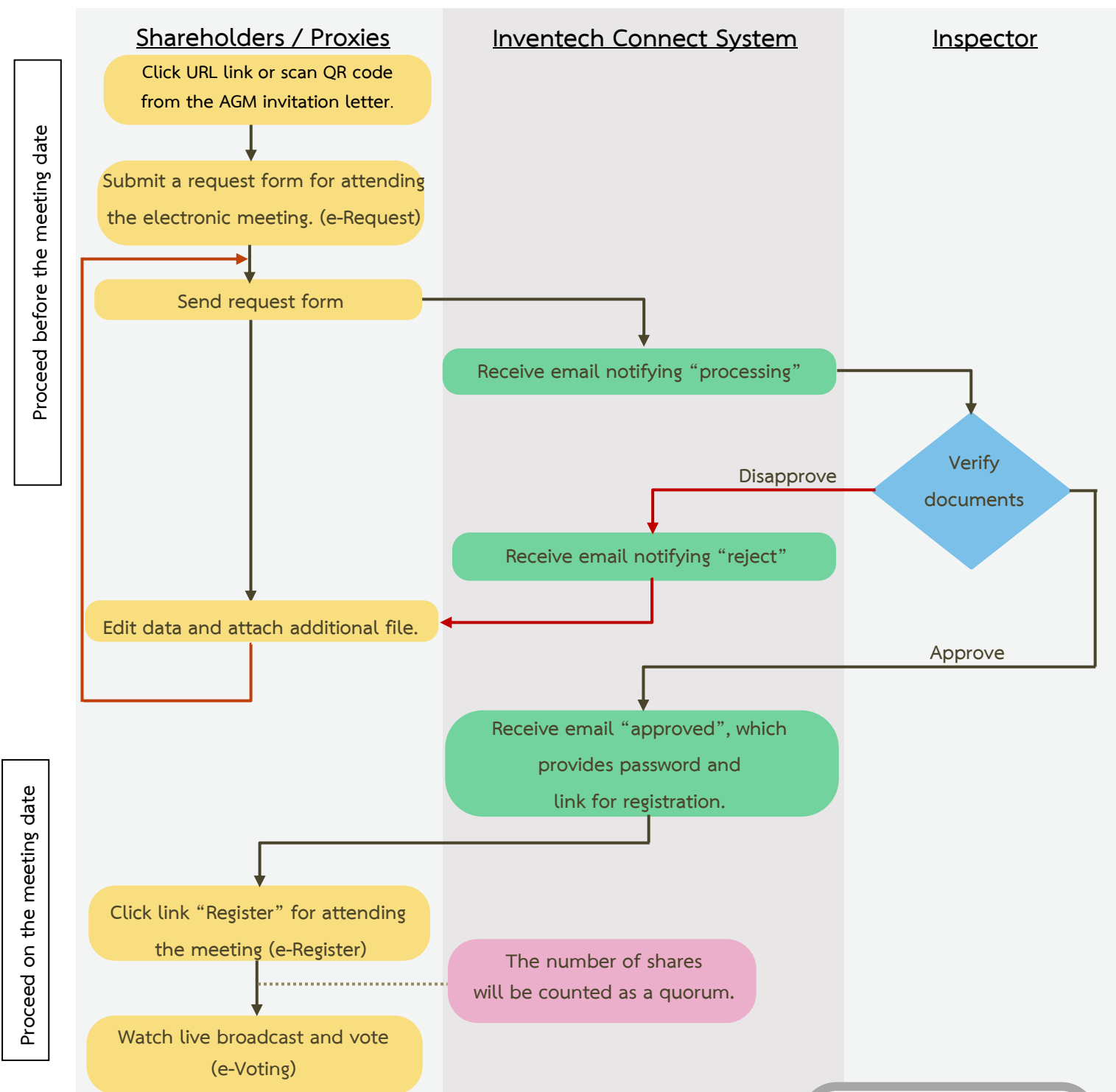


### User Manual and Video of using Inventech Connect Systems

\* Note Operation of the electronic meeting and Inventech Connect system depends on the supporting internet system of the shareholders or proxies, including equipment and/or program of devices or equipment. Please use the devices, equipment and/or program as follows:

1. Recommended Internet speed
  - High Definition Video: Internet speed should be at 2.5 Mbps (recommended).
  - High Quality Video: Internet speed should be at 1.0 Mbps.
  - Standard Quality Video: internet speed should be at 0.5 Mbps.
2. Practicable equipment.
  - Smartphone/tablet that uses IOS or android OS.
  - PC/laptop that use Windows or Mac OS.
3. Internet Browser: Chrome (recommended) / Safari / Microsoft Edge **\*\* The system does not support Internet Explorer.**

## Flowchart for Electronic Meeting Registration



### Conditions of use

#### In case merging/changing usernames

In case of multiple requests by using the same email and phone number, the systems will merge usernames. In the case user has more than 1 account, you can click on "Change account" button and the previous account will also be counted as attendee in the meeting.

#### In case of leaving the meeting

Attendees can click on "Register to leave the quorum" button, the systems will deduct the number of your shares from the agendas which are not resolved.